



SCANDAL XK-R & XK Parts Catalogue

Cyclone Airsports Ltd trading as Pegasus Aviation
Elm Tree Park, Manton, Marlborough, Wiltshire. UK
Telephone +44 (0) 1672 861578 Fax +44 (0) 1672 861550
www.pegasusaviation.co.uk email - parts@pegasusaviation.co.uk

Contents

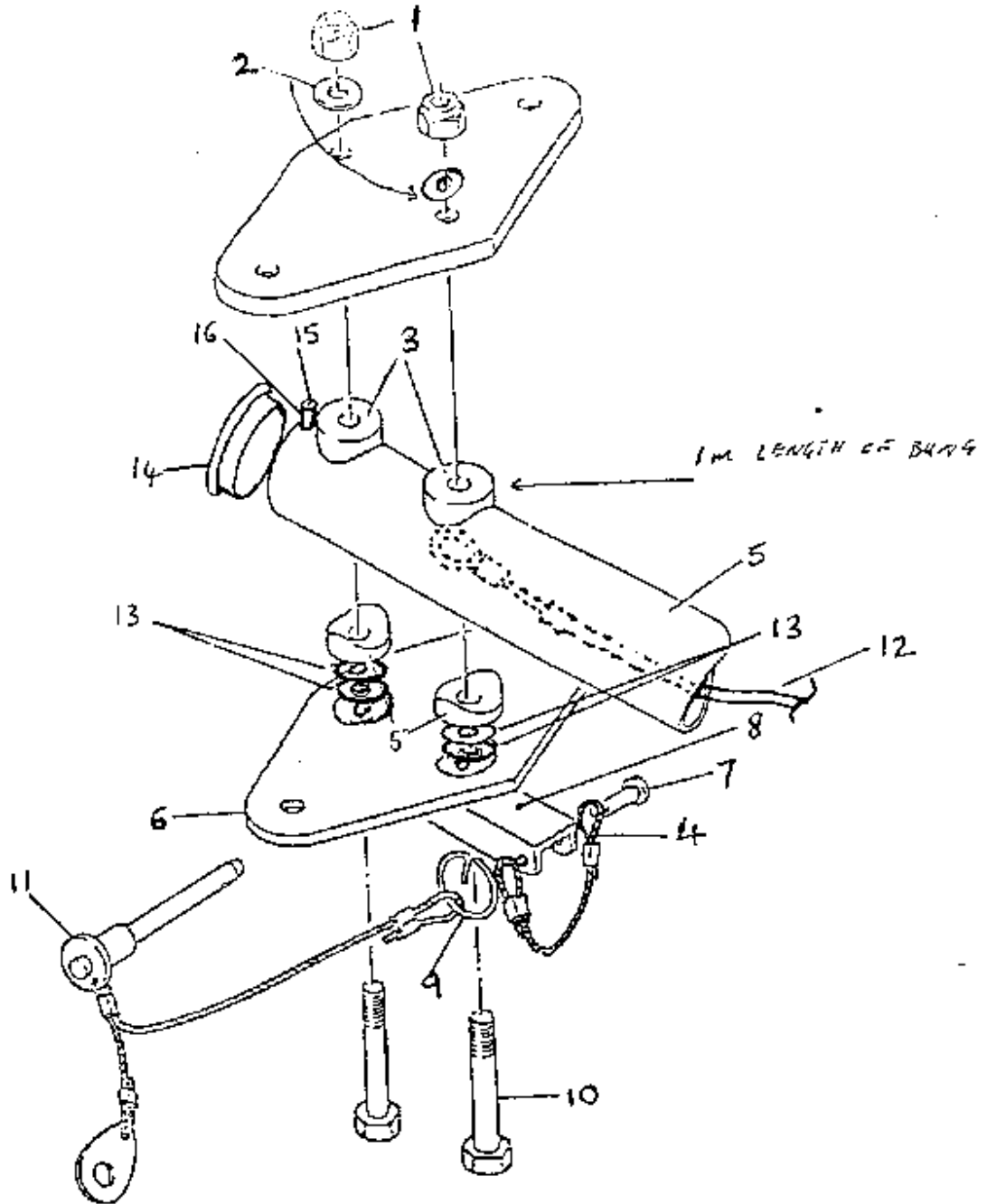
Keel Assembly	3
Leading Edge Assembly	5
Cross Spar Assembly	7
Control Frame Assembly	11
Final Assembly	15
Option 1 - Adjustable tips	20
Miscellaneous	21

Keel Assembly

Item	Part Number	Description	Qty
1	FNU4-NT	1/4" T-type nyloc nut	3
2	FW4J4	1/4" T4LP washer	2
3	PIVIS-M8-17	1 7/8 M8 plastic saddle	4
4	YRA-61500	Nose hand loop	1
5	YXK-3101	13.6 Keel tube (XK and XK-R)	1
	YXK-3102	14.4 Keel tube (XK)	1
	YXK-3104	14.4 Keel tube (XK-R)	1
6	ZPL-003	Nose plate	2
7	FPCP-001	1/4 x 3/16 steel clevis pin	1
8	ZCH-006	Nose catch channel	1
9	FPSR-001	5/8" safety ring	1
10	FBU4-30	1/4" UNF * 30mm hex bolt	2
11	FP-001	22mm push pin	1
12	YXK-8331	13.6 Keel Wire	1
	YXK-8332	14.4 Keel Wire	1
13	FWP-002	10.5 * 32mm nylon washer	6
14	PEP14-002	Plastic end cap	2
15	FR4-16-001	1/8 x 1/2 Ally pop rivet	1
16	PMM-001	Nylon Spacer	1

NB. IF A NEW KEEL (PART NO. YXK-3101/3102/3104) IS ORDERED, AN END PLUG KIT (PART NO. YXK-3103, CONTAINING ITEMS 14 AND 15) IS ALSO REQUIRED.

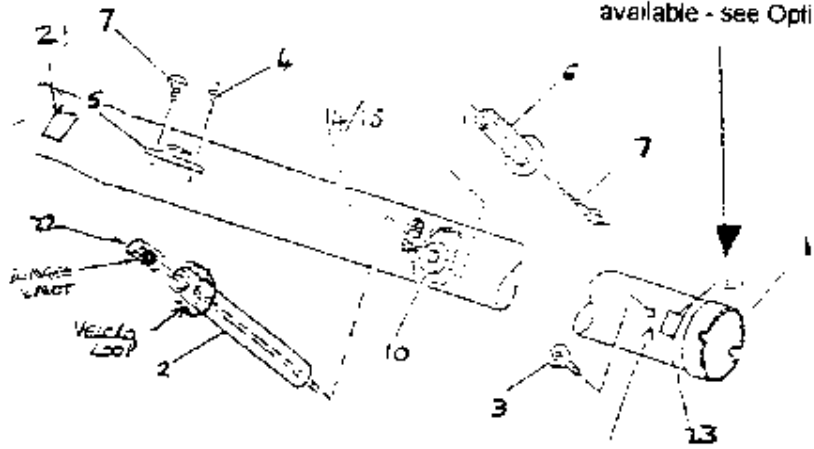
Keel Assembly



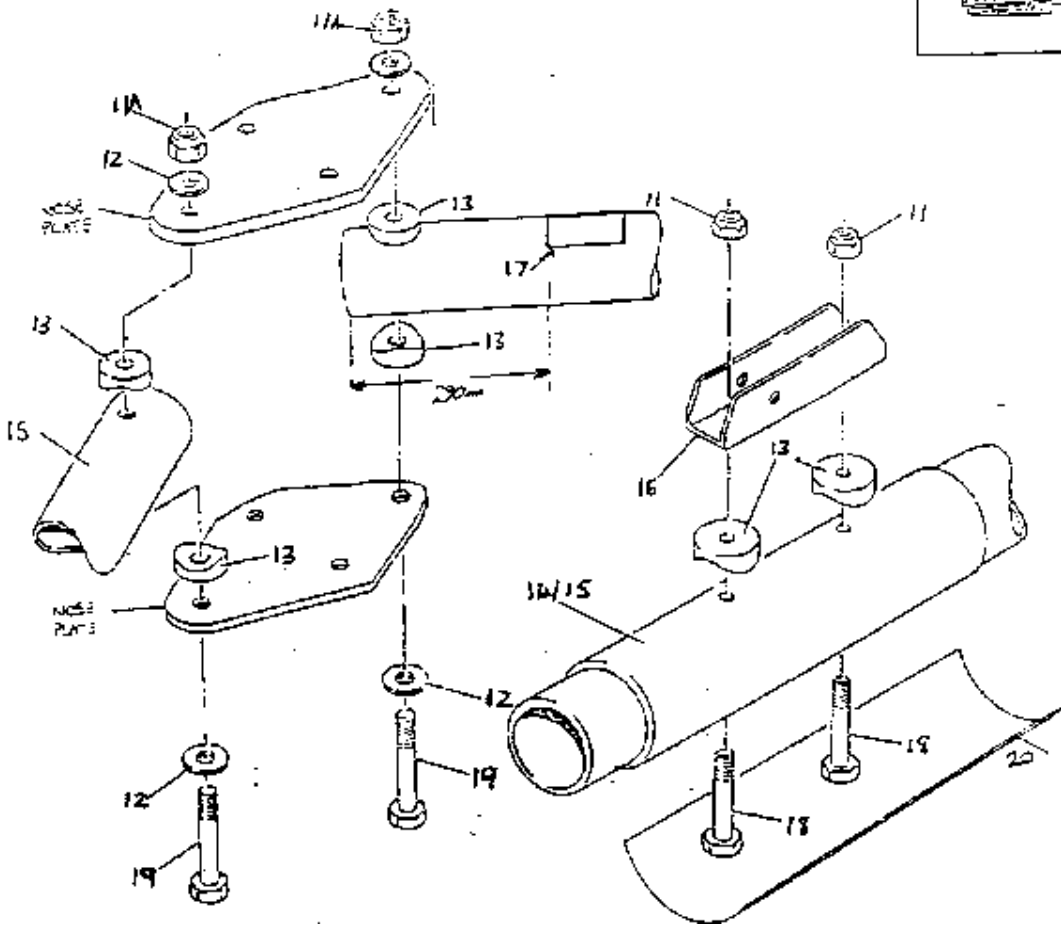
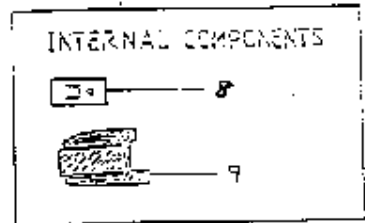
Item	Part Number	Description	Qty
1	ZMA-128	Tip turn adjuster	2
2	YXK-5200	R washout rod	2
3	FMSST-001	No. 12 x 3/4 pan head screw	4
4	FR4-16-001	1/8" x 12 aluminium pop rivet	4
5	PMM-005	67mm nylon jam cleat	2
6	ZMA-01 5	Washout rod plug R type	2
7	VSC5-001	5mm Shock cord	2
8	FNX-002	No.12 U-type spire nut	2
9	PTM19-001	22mm X 13mm pipe insulation tube	2
10	ZMP-042	1 1/4' 13mm Mylar washer	2
11	FNU4-NP	1/4" P-type nyloc nut	6
12	FW4-T4	1/4 T41-P washer	4
13	PMS-M8-17	1 7/8" X M8 plastic saddle	8
14	YXK-5102	LH L/E complete 13.6	1
	YXK-5103	LH L/E complete 14.4	1
15	YXK-5112	RH L/E complete 13.6	1
	YXK-5113	RH L/E complete 14.4	1
	[YSC-5122	L/E sleeve 13.6	2]
	[YSC-5123	L/E sleeve 14.4	2]
	[YSC-5124	L/E inner 13.6	2]
	[YSC-5125	L/E inner 14.4	2]
	[YXK-5101	LH L/E outer 13.6114.4	1]
	[YXK-5111	RH L/E outer 13.6114.4	1]
16	ZCH-003	Leading edge channel	2
17	ZMP-092	Adhesive mylar patch 2' 4'	2
18	FBU4-26	2 3/4" X 1/4" UNF hex bolt	4
19	FBA4-27	AN4-27 A/C hex bolt	2
20	DTM50-001	A433 all weather tape 50 * 25mm	0.1
21	VW50-044	Velcro hook	0.1
22	PEC-003	Washout rod end plug	2
23	ZSP-092	Spacer (optional)	2

Leading Edge Assembly

Adjustable bearing tips
available - see Option 1



Items 4, 5 and 7
Fitted to top holes as standard.
Fitted to lower holes if Option 1 is fitted



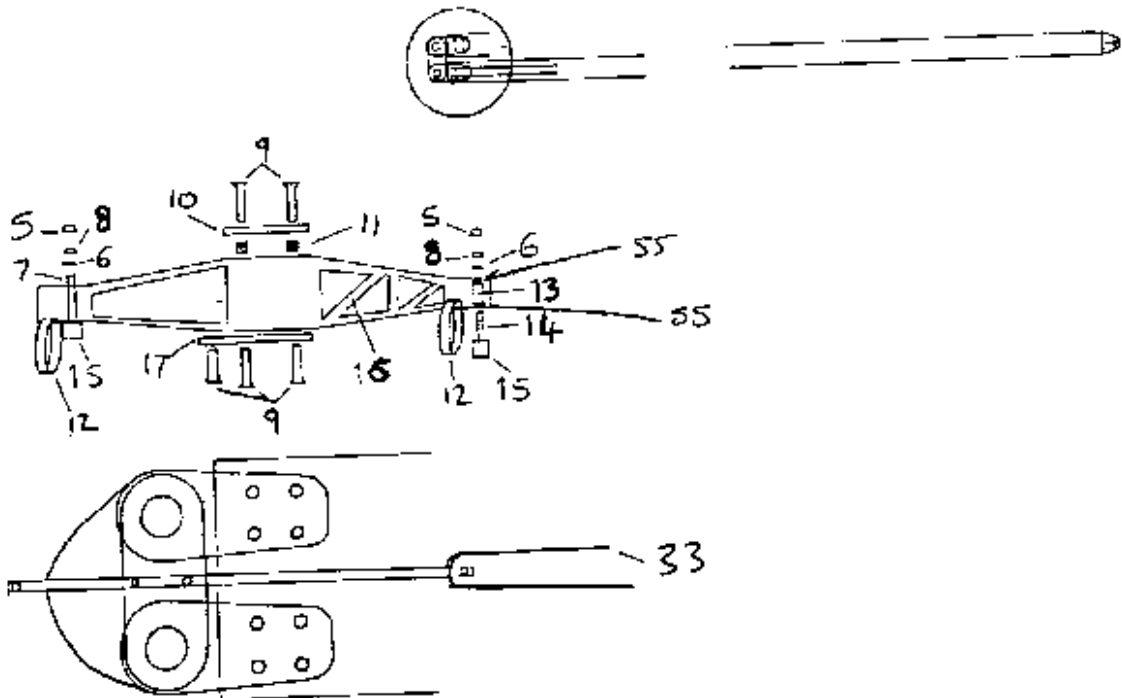
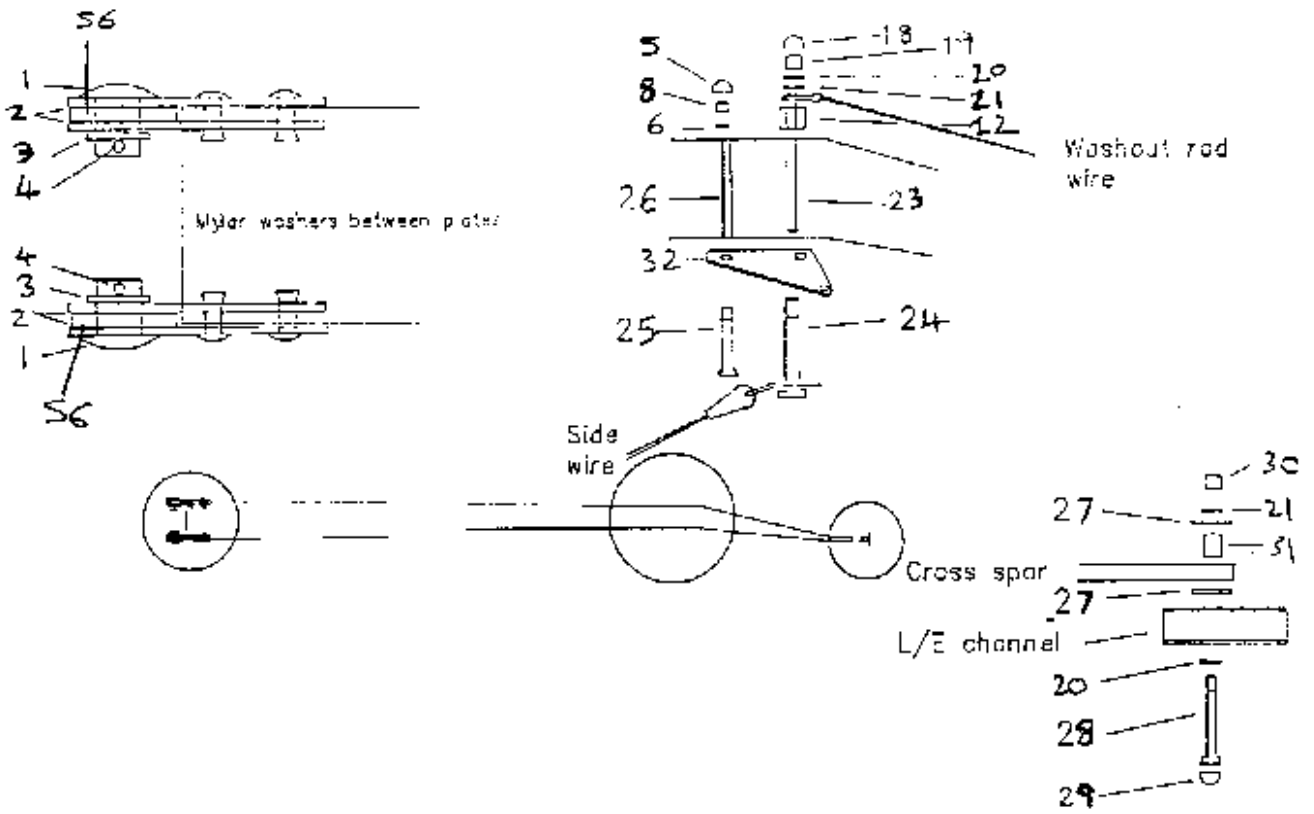
Cross Spar Assembly

Item	Part Number	Description	Qty
1	ZMS-279	18MM stainless steel pin	4
2	ZPL-124	Cross spar end plate	8
3	FW12-T4	3/4 mild steel T& P washer	4
4	FPSP-003	2.5mm x 25.4mm stainless steel split pin	4
5	PMC-RSC6	6mm raised skiffy cap	7
6	PMC-SB6	6mm skiffy ring	7
7	FBM6-45	M6 x 45mm hex bolt	1
8	FNM6-NT	M6 nyloc nut	6
9	FCU4-08	1/4 x 1 " unf socket csk screw	5
10	ZPL-123	Cross spar top plate (XK)	1
	ZPL-039	Cross spar top plate (MR)	1
11	FW4-T4	1/4" T& P washer (14.4 XK & MR)	6
12	YXK-31801	Anti float webbing	2
13	ZMS-282	Tension strop return	1
14	FBM6-75	M6 x 75 hex bolt	1
15	ZMP-090	Cross spar slider	2
16	ZPL-121	Cross spar leveller	1
17	ZPL-122	Cross spar lower plate	1
18	PMC-RSC8	8mm raised skiffy cap	2
19	FNM8-NT	M8 nyloc nut T-type	2
20	PMC-SB8	8mm skiffy ring	4
21	FW5-T3	5/16 mild steel T& P washer	4
22	ZSP-048	Nylon spacer	2
23	ZSP-283	10 mm x 70mm stainless steel bush	2
24	FBM8-90	M8 x 90 hex bolt	2
25	FBM6-65	M6 x 65 hex bolt	2
26	ZSP-284	8mm stainless steel bush	2
27	FWP-002	10.5 32mm nylon washer	4
28	FBU5-24	2 1/2 x 5/16 unf hex bolt	2
29	PMC-SC8	8MM skiffy cap	2
30	FNU5-NP	5/16 unf P type nyloc nut	2
31	ZSP-285	10mm X 14mm stainless steel bush	2
32	ZPL-125	Washout rod plate	1
33	YXK-4201	Restraint webbing (13.6)	1
	YXK-4202	Restraint webbing (14.4)	1
34	GEN-OG	Brass spur tooth eyelet	1
35	VNR-001	8 plait nylon cord	1
36	FMSS-3	Restraint stud type 3	1
37	FNU4-NT	1/4" unf nyloc nut T type	1
38	FPSR-001	5/8" safety ring	1
39	VSC3-001	3mm shock cord	1
40	YXK-31803	Cross spar protection cover	1
41	PMC-SB8	8mm skiffy ring	3
42	YXK-4101	Composite cross spar (13.6)	1
	YXK-4102	Composite cross spar (14.4)	1

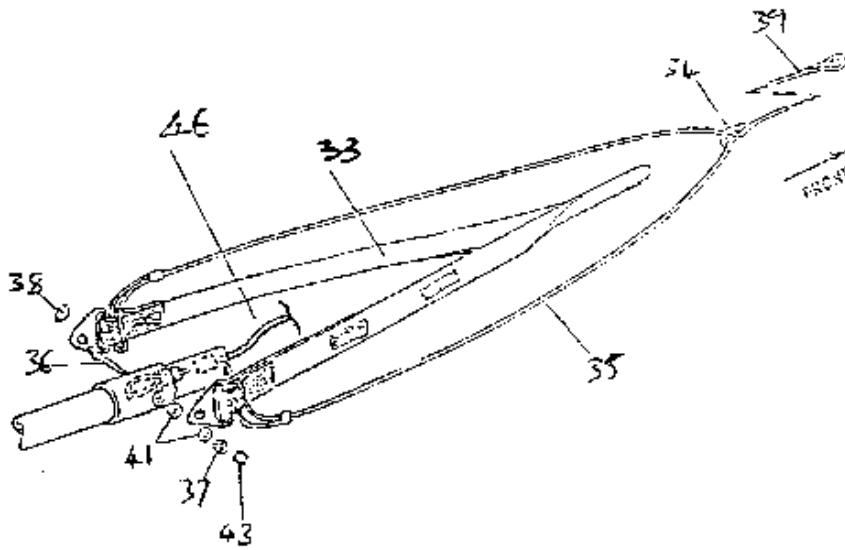
44	DP-063	Cross spar placard	2
45	DP-064	Cross spar curing placard	2
46	YXK-8331	Keel wire (13.6)	1
	YXK-8332	Keel wire (14.4)	1
47	YQB-040	Neoprene protector sleeve	6
48	YXK-4710	Mid span washout rod	1
49	YXK-4720	Mid span washout wire	1
51	FBM6-30 (cut to 22mm)	M6 x 30mm hex bolt	1
52	ZMS-280	Washout rod end 1	1
53	ZMS-281	Washout rod end 2	1
54	FBM6-35	M6 x 35mm hex bolt	1
55	GEN-OG	Eyelet half	2
56	ZMP-042	Mylar washer	4

NB. IF ITEM 55 IS REQUIRED, PLEASE ASK FOR IT TO BE FLATTENED AS FOR USE ON THE SCANDAL XK CROSS SPAR ASSEMBLY.

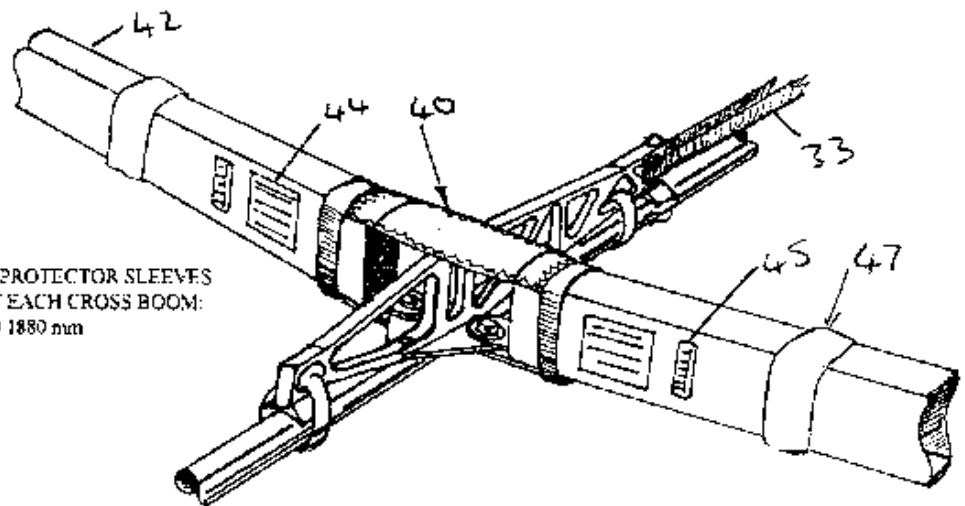
Cross Spar Assembly



Cross Spar Assembly

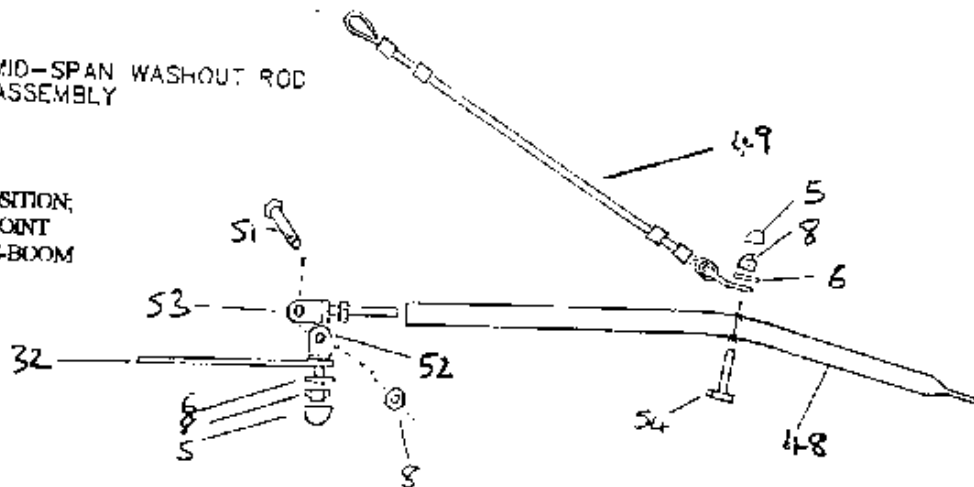


POSITION OF NEOPRENE PROTECTOR SLEEVES
FROM LEVELLER END OF EACH CROSS BOOM:
235mm, 930mm AND 1880 mm



MID-SPAN WASHOUT ROD
ASSEMBLY

ITEM 51:
IN DE-RIGGED POSITION;
THREAD MUST POINT
TOWARDS CROSS-BOOM

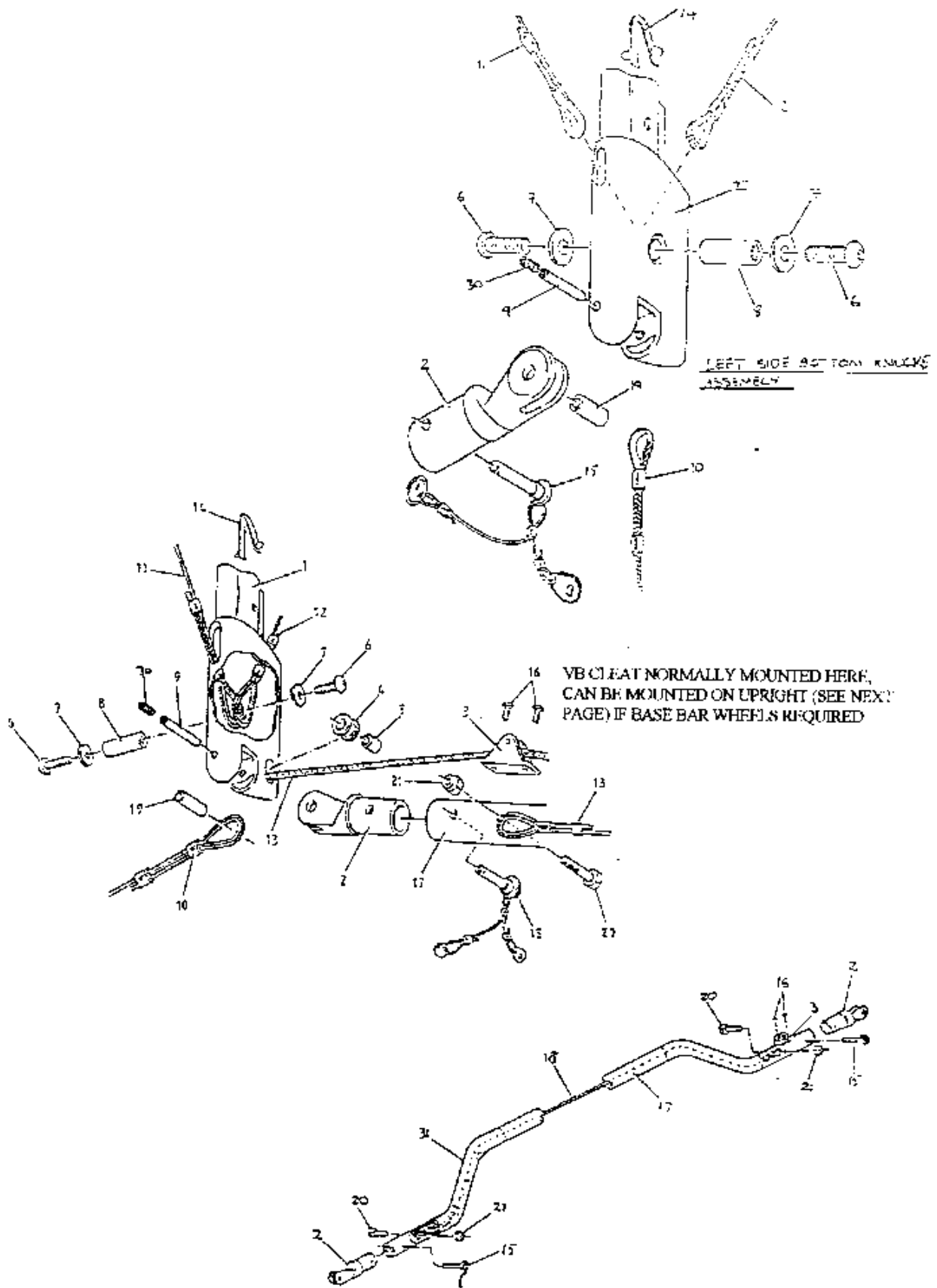


Control Frame Assembly

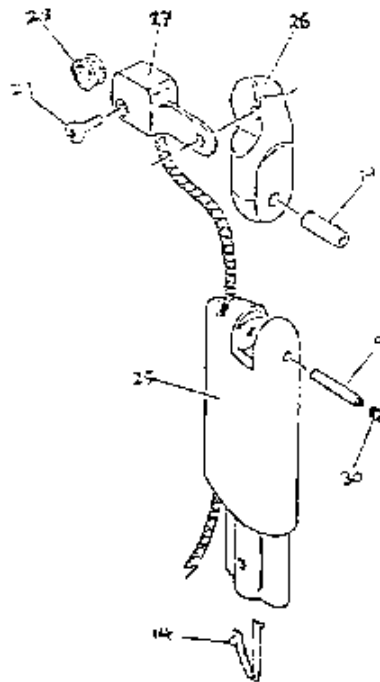
Item	Part Number	Description	Qty
1	ZKN-118	Control frame lower casting (RH)	1
2	ZKN-114	Base bar knuckle	2
3	RM-2	6mm lance cleat	1
4	ZMA-016	VB pulley	1
5	BEA-GB-1	DU bush bearing	1
6	FMSU-001	10 UNF 3/8" button head screw	4
7	FW3-T3	3/16 T3LP washer	4
8	FNX-001	Thread connector	2
9	ZMS-156	Control frame hinge pin	4
10	YXK-7221	13.6 Lower side rigging (XK)	2
	YXK-7223	13.6 Lower side rigging (XK-R)	2
	YXK-7222	14.4 Lower side rigging (XK)	2
	YXK-7224	14.4 Lower side rigging (XK-R)	2
11	YXK-7201	13.6 Lower front rigging	1
	YSC-7202	14.4 Lower front rigging	1
12	YXK-7211	13.6 Lower rear rigging (XK & XK-R)	1
	YXK-7212	14.4 Lower rear rigging (XK)	1
	YXK-7213	14.4 Lower rear rigging (XK-R)	1
13	VNR-BL3	3mm hibrite cord	5m
14	FPBP-001	Double button clip	4
15	FP-002	3mm push pin	2
16	FR4-16-001	1/8" x 3/8" pop rivet	2
17	YSC-51205	Speed bar	1
18	YRA-61400	Speed bar cable	1
19	ZMP-015	Knuckle pivot bearing	2
20	FBU4-14	1 1/2" x 1/4" UNF hex bolt	2
21	FNU4-NP	1/4" P-type nyloc nut	2
22	ZKN-117	Control frame lower casting (left hand)	1
24	ZMA-013	Rubber back top knuckle	1
25	ZKN-116	Control frame upper casting	2
26	ZMA-014	Control frame swivel (VG)	1
27	ZMA-018	VB pulley block	1
28	RP-10	Micro block	1
29	FBMS4-15	Brass pan head screw	1
30	FSM8-001	Grub screw	4
31	PMM-009	Base bar grip	2
32	ZMA-001	Nose catch	1
34	RS-2	5mm strip shackle	1
35	RP-8	Triple block pulley	1
36	RP-9	Double block pulley and bracket	1
37	YSC-51001	Upright	2

38	DLV-006	Aerofoil sticker	2
39	PMM-013	Upright Gasket	2.2m
40	FMSST-003	Self Tap Screw	2
41	FR4-8-001	Rivet	2
42	ZMS-284	Bracket	1
43	VW50-004	Velcro Loop 50mm Adhesive	0.05m

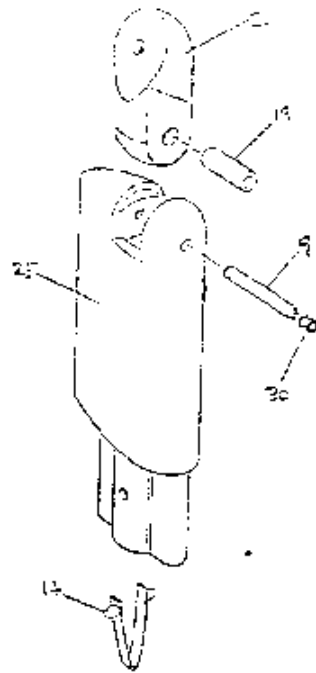
Control Frame Assembly



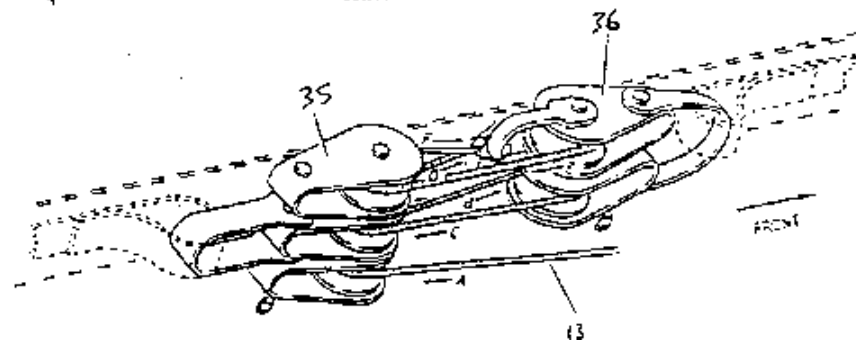
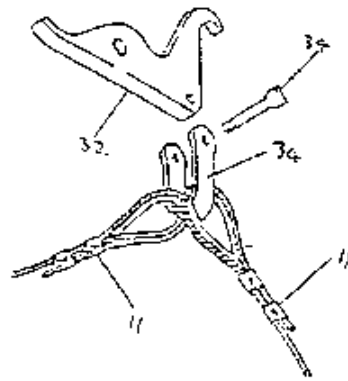
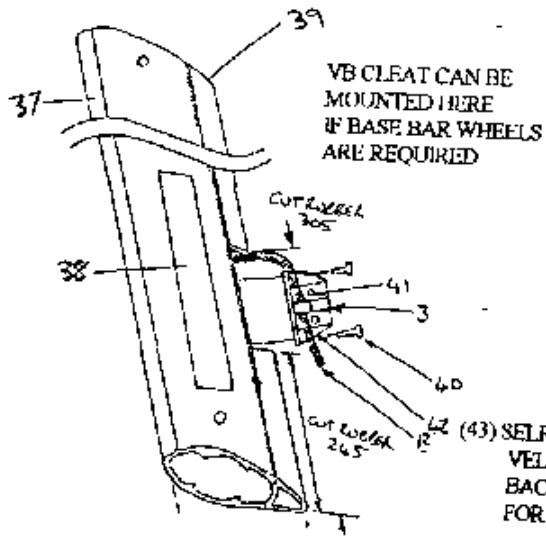
Control Frame Assembly



RIGHT HAND SIDE TOP KNUCKLE



LEFT HAND SIDE TOP KNUCKLE ASSEMBLY

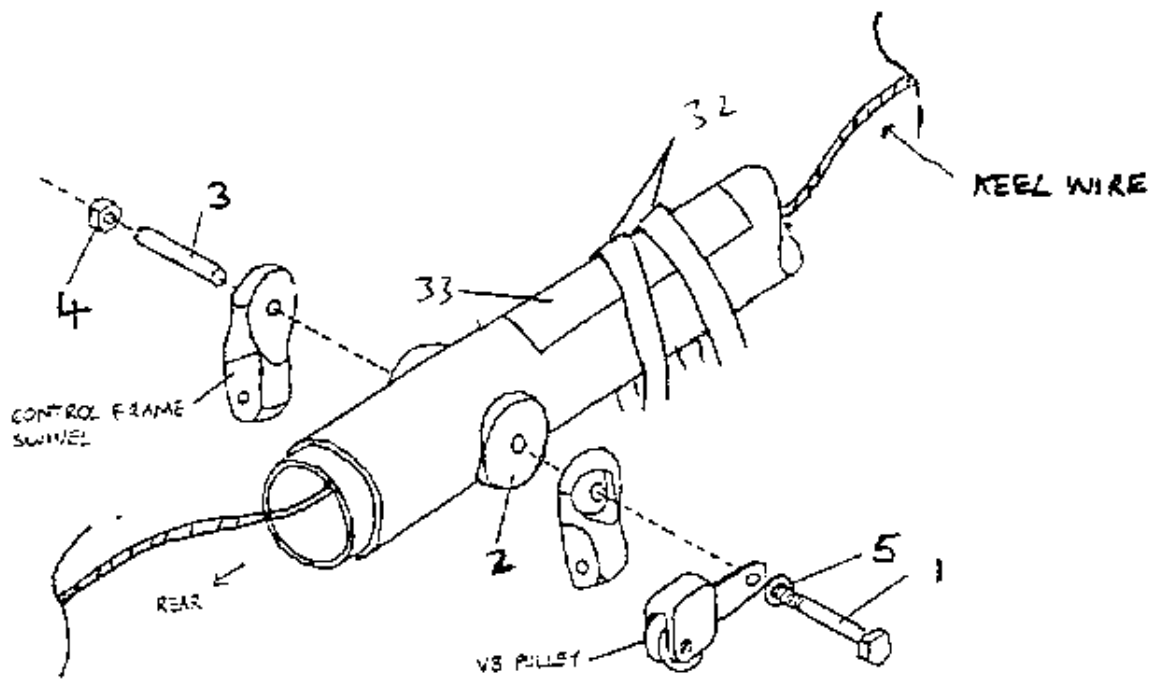
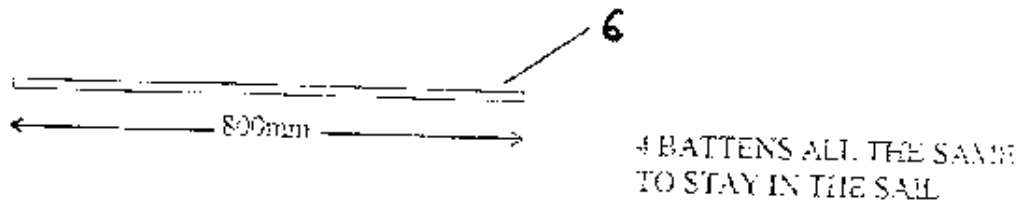


Final Assembly

Item	Part Number	Description	Qty
1	FBA4-33A	AN4-33A hex bolt	1
2	PMS-M8-17	1 7/8" x M8 plastic saddle	2
	ZSP-087	(XKR only)	
3	ZSP-040	Steel keel bush - R type	1
4	FNU4-NP	1 1/4" unf P type nyloc nut	1
5	FW4-T3	114 T3LP washer	3
6	YXK-8402	Span wise batten	4
7	PMC-SB6	6mm skiffy ring	2
8	FBU4-22	2 1/4" x 1/4" unf hex bolt	1
9	PMC-RSC6	6mm raised skiffy cap	2
10	M4-NT	1/4" unf * 0.437" thin nyloc nut	1
11	YXK-8351	13.6 Nose cone	1
	YXK-8352	14.4 Nose Cone	1
12	YSC-8301	Mylar inserts (13.6)	2
	YSC-8302	Mylar inserts (14.4)	2
13	FMSST-002	No. 12 countersunk pos self tap screw	3
14	FMS6-25	M6 x 25mm countersunk slotted set	4
15	ZSP-006	Eyelet spacer	6
16	ZMA-129	Tip retention pin	2
17	YSC-9015	Tip webbing	2
18	DLV-027	Scandal sticker	1
19	YXK-8401	Centre rib	1
20	YXK-8402	Span-wise batten	4
21	YSC-8500	LH rib 1	1
	YSC~8600	RH rib 1	1
22	YSC-8501	LH rib 2	1
	YSC-8601	RH rib 2	1
23	YXK-8502	LH rib 3	1
	YXK-8602	RH rib 3	1
24	YXK-8503	LH rib 4	1
	YXK-8603	RH rib 4	1
25	YXK-8504	LH rib 5	1
	YXK-8604	RH rib 5	1
26	YSC-8505	LH rib 6	1
	YSC-8605	RH rib 6	1
27	YSC-8506	LH rib 7	1
	YSC-8606	RH rib 7	1
28	YSC-8507	LH rib 8	1
	YSC-8607	RH rib 8	1
29	YSC-8508	LH tip rib	1
	YSC-8608	RH tip rib	1

30	YSC-8510	Under surface LH rib 1	1
	YSC-8610	Under surface RH rib 1	1
31	YSC-8511	Under surface LH rib 2	1
	YSC-8611	Under surface RH rib 2	1
	YXK-8400	Batten set	1
32	YXK-31305	Hang loop and backup loop	1
33	DTI16-001	Grip tape	0.1
34	FWP-01 0	Plastic washer (10 mm hole)	2
35	BEA-GB-4	8mm glacier DU bearing	2
36	FWP-002	Plastic washer	2
37	ZMP-098	Modified saddle	2
38	VNR-BL3	3mm blue hibrite	1.9m
39	VNR-BL3	3mm blue hibrite	0.1m
40	RP-14	Pulley	1
41	FBA4-15	AN4 -15 aircraft hex bolt	2
42	HTW-001	Small, white cable tie	1
43	ZSP-086	10 mm aluminium bush	1
44	ZMP-097	Roller	1
45	ZPL-036	Tang	2
46	YXK-31306	Hang & backup loop	1
47	ZMS-023	Traveller rail	1
48	ZMF-029	1/4" bolt 85 mm PSL, 98 mm LOA	1

Final Assembly -XK

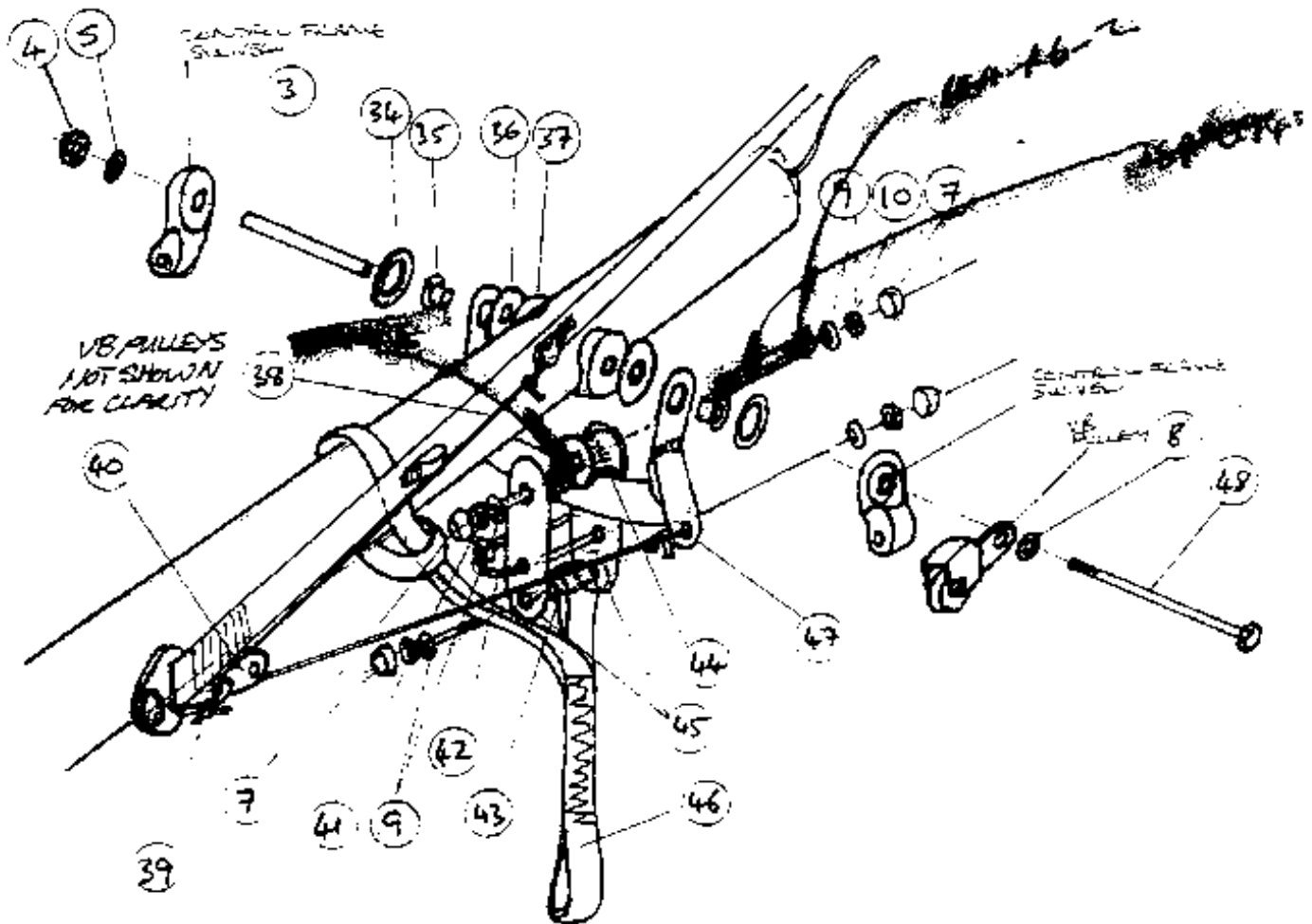
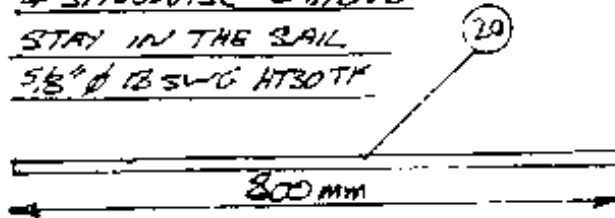


ITEM 32:

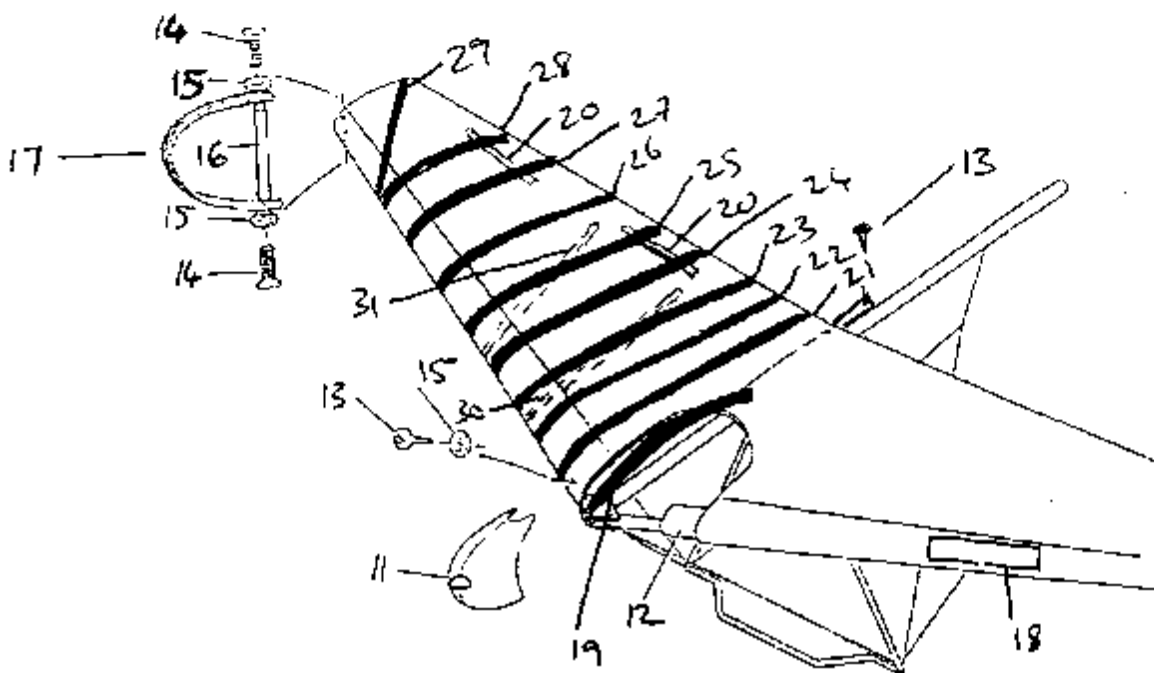
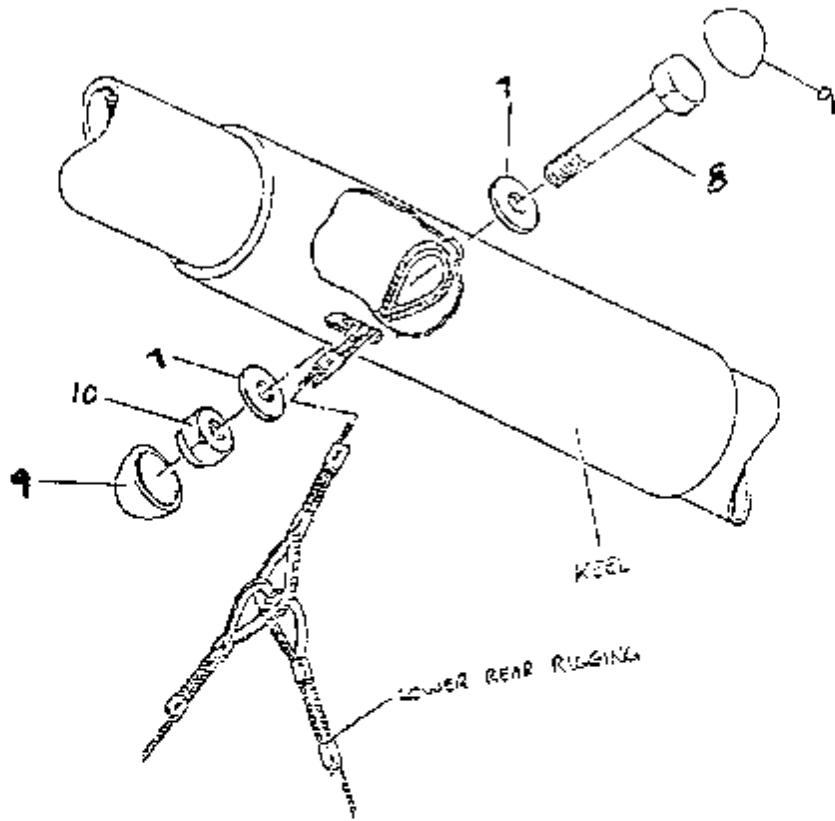
- 13.6 GLIDER - **HANG LOOP** (BLUE) SITS DIAGONALLY ACROSS THE CONTROL FRAME AND GRIP TAPE
- BACKUP LOOP** (WHITE) SITS DIRECTLY IN FRONT OF THE CONTROL FRAME
- 14.4 GLIDER - **HANG LOOP** (BLUE) SITS DIRECTLY IN FRONT OF THE CONTROL FRAME
- BACKUP LOOP** (WHITE) SITS DIRECTLY IN FRONT OF THE HANG LOOP.

Final Assembly - XK-R

4 SPANWISE BATTENS
STAY IN THE SAIL
5/8" Ø 1B SW-6 HT30TF

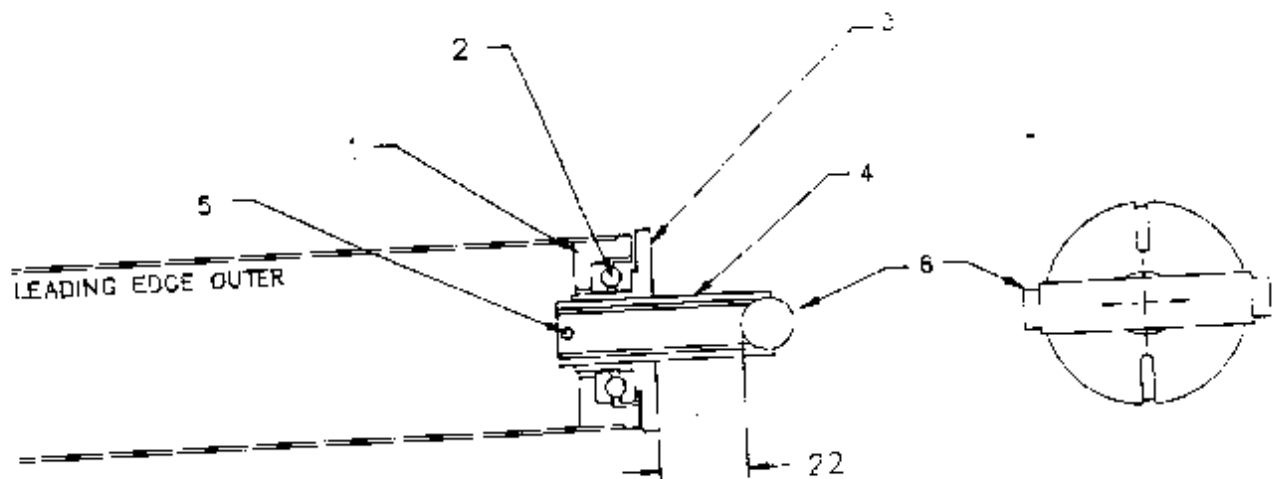


Final Assembly - XK and XK-R



Option 1 - Adjustable Bearing Tips

Item	Part Number	Description	Qty
1	ZMP-100	Tip housing	2
2	BEA-BB-12	51104 bearing	2
3	ZMA-085	Tip adjuster	2
4	ZMS-025	Tip jck	2
5	FPSP-001	Split pin	2
6	ZMA-138	Tip bar	2



MAXIMUM EXTENSION SHOWN.
 ROTATE WHEEL 3 TO ADJUST TENSION

BEARING 2 PROVIDES LOW FRICTION ROTATION.
 TIP BAR 6 CAN BE PULLED OFF FOR DE RIGGING
 WHEN ADJUSTER IS FULLY SLACK.

Miscellaneous

Item	Part Number	Description	Qty
Battens	DBPS-003	Batten plan	1
	YRA-060	Batten bag	1
Packing	YRA-080	Wing pad set	1
	YXK-9080	Neoprene sleeve	1
	VW50-003	Wing ties	5
	YSC-901 3	Pair wing tip covers	1
	YSC-9014	Base bar cover	1
	YXK-9011	Glider bag 13.6	1
	YXK-9012	Glider bag 14.4	1
Sticker	BHPA	BHPA stickers (set of 2)	1